

APRIL 2024

INMATE PROGRAMS

ADCRR assesses recidivism risk and programming needs during intake. Assessment results, along with sentence structure are used to prioritize inmate programmatic goals and placement.

These figures represent a snapshot in time and do not include inmates who have already completed the programs.

Program Enrollment	Sub-Total	TOTAL
ADCRR Education		4,161
Functional Literacy	1,593	
High School Equivalency	1,324	
Special Education	56	
Career & Technical Education	1,188	
Tablet Based College		548
Addiction Treatment *		439
Sex Offender Treatment		123
Self-Improvement		1,854
Work Programs		14,375
Arizona Correctional Industries		
· Labor Contracts	798	
· Owned & Operated	592	
Intergovernmental Agreements	1,037	
Work Incentive Pay Program	11,948	
Total Program Enrollments **		21,500

**82.0% of inmates assessed at intake have significant substance abuse histories. **Inmates may be enrolled in more than one program.*

INMATE COMMUNITY RESTITUTION

AZ COMMUNITY PROJECTS	This Month	FY YTD
Fire Crew Hours	14,920	157,635
Public Sector Work Crew Hours	91,366	775,436
ADOT Crews Hours	10,826	94,084

AZ CRIME VICTIMS

Court Ordered Restitution Collected	\$139,053	\$1,410,526
Victims' Compensation Collected	\$10,930	\$121,353
Victim Notifications of Release	70	807

INMATE HEALTH SERVICES

Hospital Admissions.....	221	
Inmates With: HIV...295	Active TB...0	Hepatitis C...5,866
Inmates Requiring Ongoing Mental Health Services.....	4,433	

INMATE CONDUCT / INMATE GRIEVANCES

Inmate / Inmate Assaults.....	54	Inmate Grievances.....	589
Inmate / Staff Assault.....	17 - (30 Pending decision)		
Assaults per 1000 Inmates.....	0.486 - (Closed cases only)		

APRIL 2024

INMATE COMMITMENT OFFENSES

OFFENSE	US Citizens	Crim. Aliens	TOTAL	%
Arson	157	8	165	0.5%
Assault	4,776	187	4,963	14.2%
Auto Theft	1,708	33	1,741	5.0%
Burglary/Criminal Trespass	1,478	40	1,518	4.3%
Child/Adult Abuse	280	16	296	0.8%
Child Molestation	1,117	251	1,368	3.9%
Criminal Damage	117	6	123	0.4%
Domestic Violence	138	2	140	0.4%
Drug Possession	1,867	23	1,890	5.4%
<i>Marijuana Only</i>	8	-	8	0.0%
Drug Sales/Trafficking	3,752	584	4,336	12.4%
DUI	1,056	77	1,133	3.2%
Escape	86	1	87	0.2%
Forgery	146	4	150	0.4%
Fraud	138	3	141	0.4%
Identity Theft	191	5	196	0.6%
Kidnapping	996	146	1,142	3.3%
Manslaughter/Neg. Homicide	882	52	934	2.7%
Murder	3,098	343	3,441	9.8%
Other	1,465	44	1,509	4.3%
Rape/Sexual Assault	485	68	553	1.6%
Robbery	2,733	109	2,842	8.1%
Sex Offense	2,915	344	3,259	9.3%
Theft	549	6	555	1.6%
Trafficking in Stolen Property	306	6	312	0.9%
Weapons Offense	2,117	37	2,154	6.2%
TOTAL	32,561	2,395	34,956	100.0%
%	93.1%	6.9%		100.0%

INMATE CRIMINAL HISTORY

	US Citizens	Crim. Aliens	TOTAL	%
Violent Offenders *	23,441	1,639	25,080	71.7%
· <i>Current</i>	19,947	1,588	21,535	61.6%
· <i>Historical</i>	3,494	51	3,545	10.1%
Non-Violent Offenders	9,120	756	9,876	28.3%
TOTAL	32,561	2,395	34,956	100.0%

* Total Violent Offenders; includes offenders of a non-violent statute who have used a weapon or caused an injury

	US Citizens	Crim. Aliens	TOTAL	%
Prior ADCRR Prison Term	16,986	369	17,355	49.6%
First ADCRR Prison Term	15,575	2,026	17,601	50.4%
TOTAL	32,561	2,395	34,956	100.0%

The Arizona Department of Corrections Rehabilitation and Reentry

Ryan Thornell, Ph.D.
Director

CORRECTIONS AT A GLANCE



APRIL 2024

This report contains preliminary statistics as of the end of the month. Changes/updates will be posted on the ADCRR website. Please refer to the online reports for the most current data.

For further information, contact:
Arizona Department of Corrections
Rehabilitation and Reentry
701 East Jefferson Street
Phoenix, Arizona 85034
602-542-5497
<https://corrections.az.gov>

This document is available in alternative formats by contacting the Public Records office: 602-542-5886

ADCRR CENSUS

*OP CAP: Operating Capacity Beds = Rated Beds + Temporary Beds

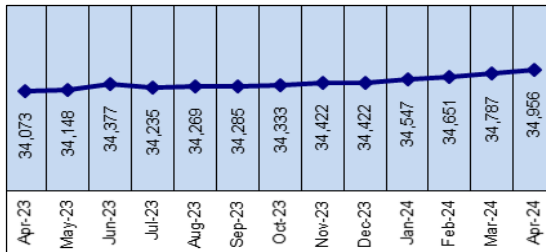
FACILITY	RATED	TEMP	OP CAP*	POP
MALE - STATE				
ASPC-Douglas	1,805	140	1,945	1,447
ASPC-Eyman	4,493	2,211	6,704	3,679
ASPC-Phoenix	552	213	765	572
ASPC-Lewis	5,093	879	5,972	3,929
ASPC-Safford	1,703	160	1,863	1,800
ASPC-Tucson	4,540	582	5,122	4,807
ASPC-Winslow	1,626	0	1,626	899
ASPC-Yuma	4,350	340	4,690	4,754
STATE TOTAL	24,162	4,525	28,687	21,887
PRIVATE TOTAL	10,606	562	11,168	9,855
MALE - TOTAL	34,768	5,087	39,855	31,742
FEMALE - STATE				
ASPC-Douglas	100	0	100	0
ASPC-Lewis	11	0	11	1
ASPC-Perryville	4,214	129	4,343	3,213
FEMALE -TOTAL	4,325	129	4,454	3,214
PRISON TOTAL	39,093	5,216	44,309	34,956
COMMUNITY SUPERVISION OFFENDERS				5,324
ADCRR TOTAL				40,280

INMATE BED CAPACITY & POPULATION DETAIL

CATEGORY	MALE	FEMALE	TOTAL
Operating Capacity Beds	39,855	4,454	44,309
Inmate Population	31,742	3,214	34,956
Temporary Beds	5,087	129	5,216
Actual Bed Surplus / (Deficit)	3,026	1,111	4,137
Month's Admissions	1,199	204	1,403
Month's Releases	1,041	193	1,234
Month's Growth	158	11	169

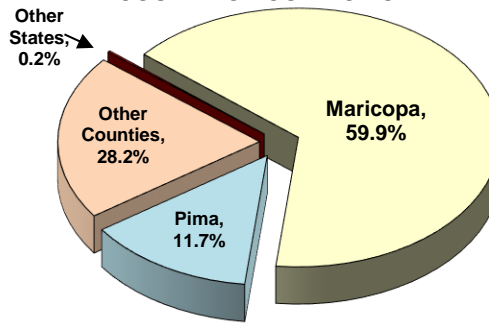
(*Releasees Served an Average of 31 months)

MONTHLY POPULATION CHANGE

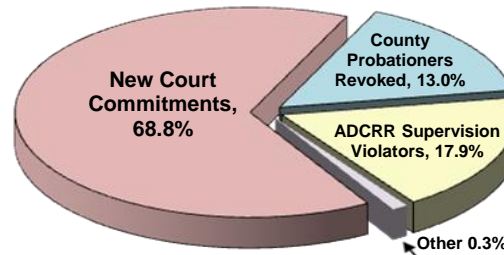


Snap-shot of Population on Last Day of Each Month

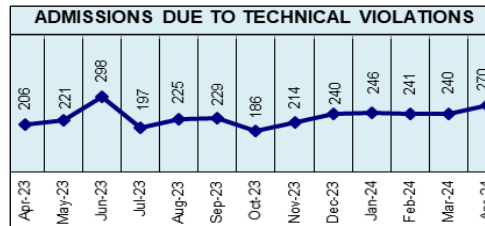
COMMITTED POPULATION BY COUNTY OF CONVICTION



ADCRR HAS ADMITTED 12,762 INMATES FY 2024 YEAR TO DATE



ADCRR HAS RELEASED 12,183 INMATES FY 2024 YEAR TO DATE



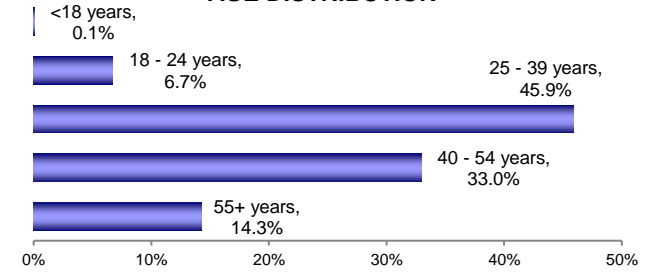
SPECIAL POPULATION GROUPS

SENTENCE TYPE	MALE	FEMALE	TOTAL
Death Row	109	3	112
Minors	48	1	49
Veterans	1,530	22	1,552

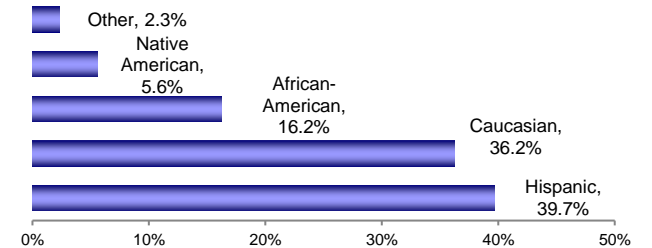
CITIZENSHIP / GENDER DISTRIBUTION

	MALE	FEMALE	TOTAL	%
US Citizens	29,408	3,153	32,561	93.1%
Crim Aliens	2,334	61	2,395	6.9%
TOTAL	31,742	3,214	34,956	100.0%
%	90.8%	9.2%		100.0%

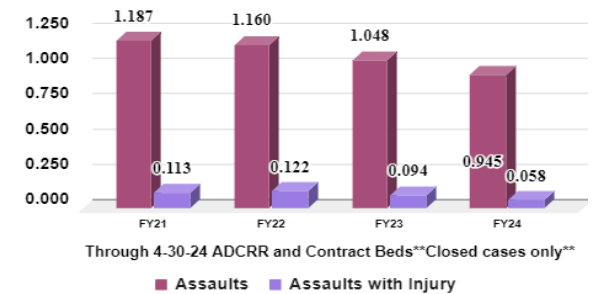
AGE DISTRIBUTION



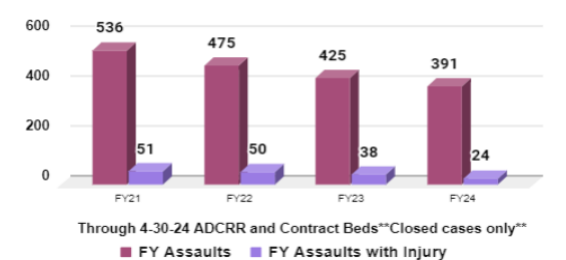
ETHNIC DISTRIBUTION



TOTAL STAFF ASSAULTED PER 1000 INMATES



TOTAL STAFF ASSAULTED



ADCRR CONSTITUENT CONTACTS	1,919
ADCRR PERSONNEL ON MILITARY LEAVE	76
ADCRR PERSONNEL ON MILITARY STANDBY	28