



ARIZONA DEPARTMENT OF CORRECTIONS, REHABILITATION AND REENTRY

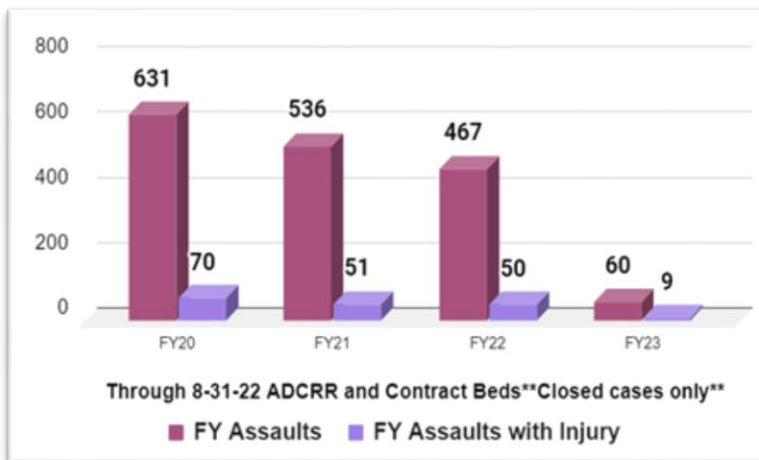
Inmate Assault, Self-Harm, & Mortality Data

FY 2023 as of 8/31/2022

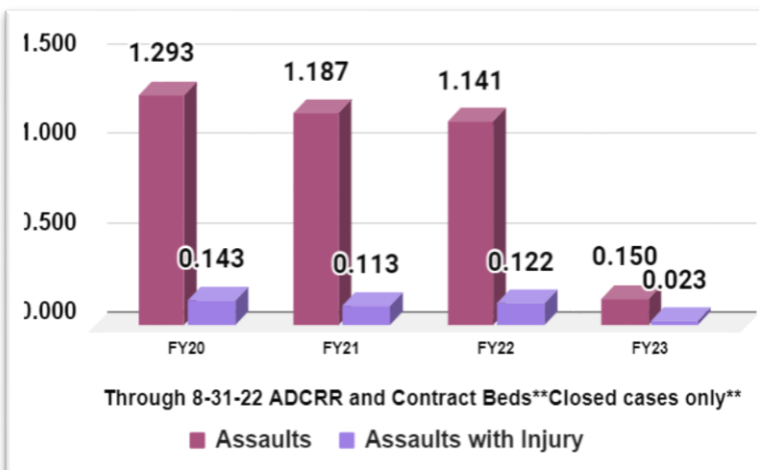
| TOTAL STAFF ASSAULTED – WITH INJURY | | | | |
|-------------------------------------|------------|------------|------------|-----------|
| Case Type | FY20 | FY21 | FY22 | *FY23 |
| Closed Cases | 631 | 537 | 446 | 60 |
| Pending Decision | 0 | 0 | 21 | 20 |
| Totals | 631 | 537 | 467 | 80 |

*FY 2023 as of 8/31/2022

TOTAL STAFF ASSAULTED



TOTAL STAFF ASSAULTED PER 1000 INMATES



*FY 2023 as of 8/31/2022

Contract Beds represent the lowest custody level (minimum) and two medium security units.

INMATE ON STAFF ASSAULTS CASE SUBMISSION AND DISPOSITION

| FISCAL YEAR | FY20 | | FY21 | | FY22 | | *FY23 | | TOTAL | TOTAL |
|--------------------------------|-----------|---------------|-----------|---------------|-----------|---------------|-----------|---------------|------------|---------------|
| Submitted for Prosecution | 91 | | 61 | | 92 | | 15 | | 259 | PERCENT |
| Convictions | 52 | 57.1% | 35 | 57.4% | 15 | 16.3% | 0 | 0.0% | 102 | 39.4% |
| Indicted - Pending Disposition | 0 | 0.0% | 7 | 11.5% | 42 | 45.7% | 0 | 0.0% | 49 | 18.9% |
| Declined/Dismissed | 14 | 15.4% | 5 | 8.2% | 7 | 7.6% | 0 | 0.0% | 26 | 10.0% |
| Pending CA Decision | 25 | 27.5% | 14 | 23.0% | 28 | 30.4% | 15 | 100.0% | 82 | 31.7% |
| TOTAL | 91 | 100.0% | 61 | 100.0% | 92 | 100.0% | 15 | 100.0% | 259 | 100.0% |

*FY 2023 as of 8/31/2022

Includes ADCRR and Contract Beds

CA – County Attorney

Of the 102 convictions since FY 2020, 56 (55%) resulted in sentences to be served consecutively; and 29 (28%) resulted in sentences to be served concurrently; and 17 (17%) convictions not yet sentenced.

INMATE DISCIPLINARY ACTIONS RESULTING FROM STAFF ASSAULT

| Fiscal Year | Disciplinary | Serious Incident Report (SIR) | Disciplinary per SIR |
|-------------|--------------|-------------------------------|----------------------|
| FY20 | 631 | 777 | 0.81 |
| FY21 | 537 | 589 | 0.91 |
| FY22 | 446 | 514 | 0.87 |
| *FY23 | 60 | 98 | 0.61 |
| | 1,674 | 1,978 | |

*FY 2023 as of 8/31/2022; does not include cases that are pending

Includes ADCRR and Contract Beds

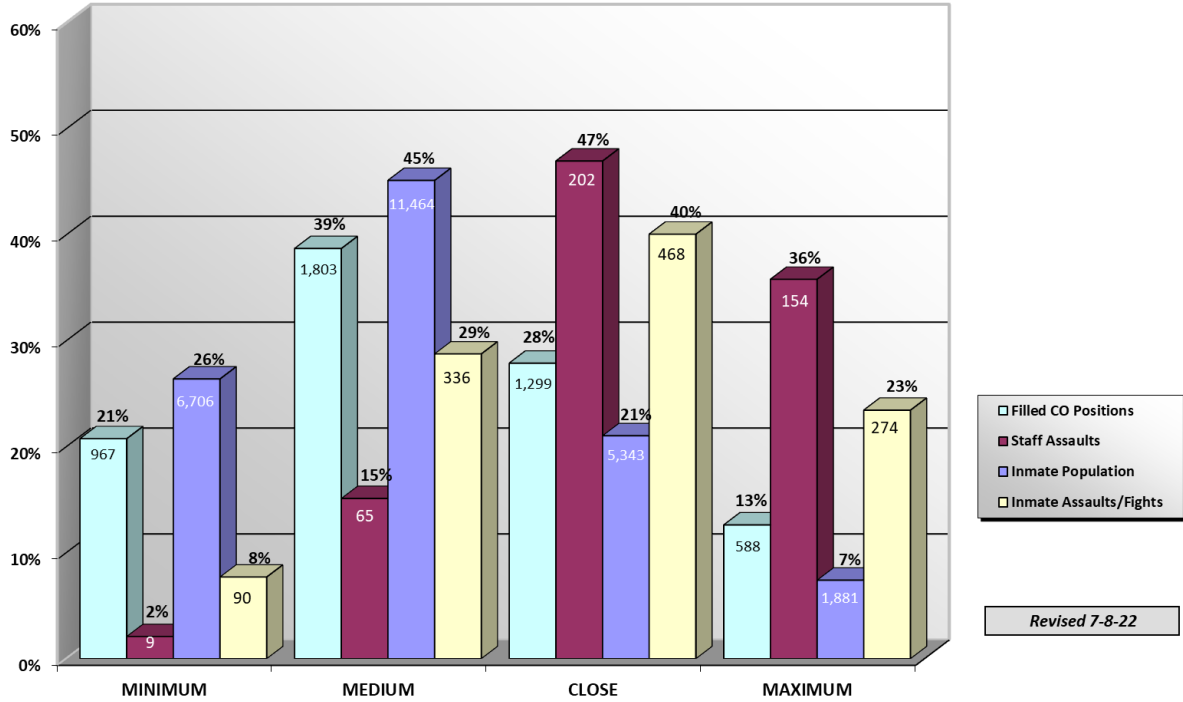
INMATE ON INMATE ASSAULTS AND FIGHTS

| | FY20 | FY21 | FY22 | FY23* |
|------------------------|-------|-------|-------|------------|
| ADCRR | 1,884 | 1,353 | 1,168 | 205 |
| **Contract Beds | 200 | 127 | 112 | 28 |
| Totals | 2,084 | 1,480 | 1,280 | 233 |

*FY 2023 as of 8/31/2022

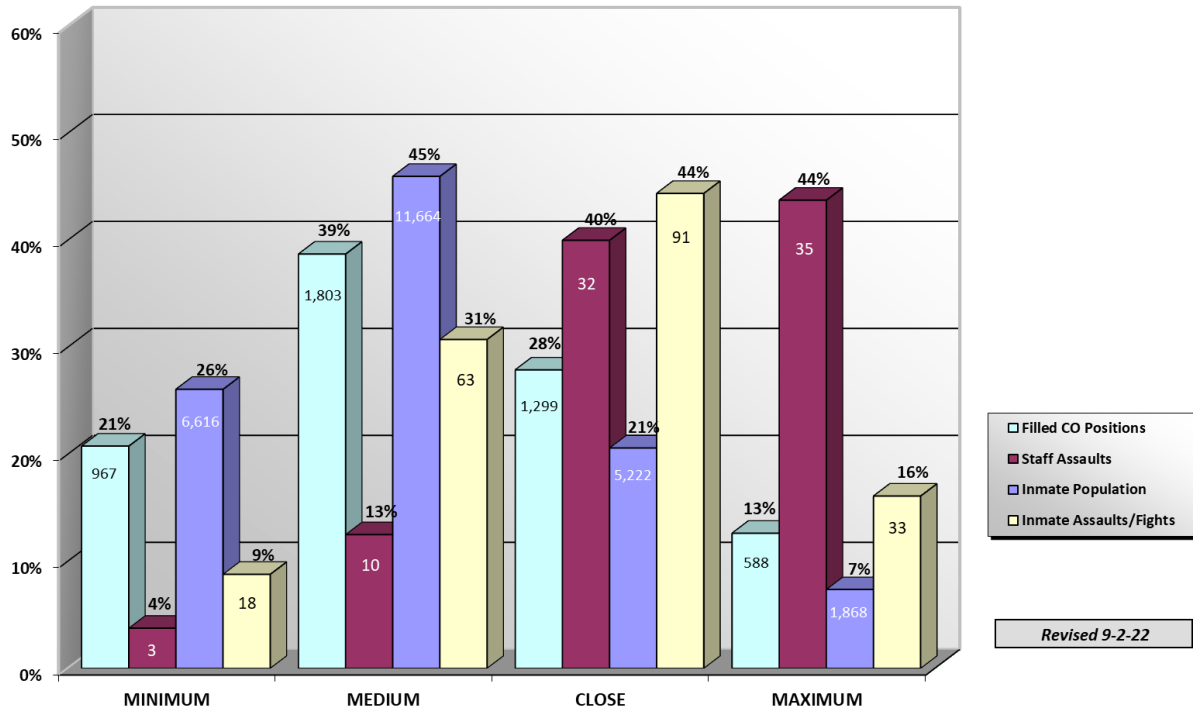
**Contract Beds represent the lowest custody level (minimum) and two medium security units.

Population and Assault-Fight Comparison
FY 2022



"Filled CO Positions" refers to ADCRR staff only; this graph excludes Contract Beds.
*Total reported before discipline process is completed.

Population and Assault-Fight Comparison
FY 2023
(Through 8-31-22)



"Filled CO Positions" refers to ADCRR staff only; this graph excludes Contract Beds.
*Total reported before discipline process is completed.

INMATE SELF-INJURIOUS BEHAVIOR AND SUICIDE ATTEMPTS

Because not all acts of inmate self-harm are suicide attempts, the Arizona Department of Corrections, Rehabilitation and Reentry (ADCRR) has adopted a new method of counting acts of inmate self-harm as of July 2018. This would include any level of lethality (superficial, moderate, serious, etc.) Based on a review by medical/mental health staff, these incidents will now be categorized as one of the following, based on the definitions below:

- Self-Injurious Behavior - Any act of self-harm without the intention to end one's life.
- Suicide Attempt - Any act of self-harm with the intention to end one's life.

This distinction will allow ADC to better understand these incidents and continue to refine prevention techniques. The table below displays the new content and format for this information moving forward.

| | Self-Injurious Behavior | | | | | | Suicide Attempt | | | | | | Unknown | Suicide | TOTALS |
|---------------|-------------------------|-----------|-----------|-----------|----------|-------------|-----------------|----------|----------|----------|----------|-----------|----------|----------|-------------|
| | C | O/I | B | H/S | M | Total | C | O/I | B | H/S | M | Total | | | |
| FY20 | 1257 | 313 | 668 | 148 | 13 | 2399 | 20 | 25 | 9 | 34 | 3 | 91 | 0 | 6 | 2496 |
| FY21 | 850 | 239 | 484 | 98 | 13 | 1684 | 15 | 6 | 2 | 29 | 0 | 52 | 0 | 10 | 1746 |
| FY22 | 679 | 207 | 367 | 67 | 13 | 1333 | 18 | 12 | 0 | 40 | 1 | 71 | 0 | 10 | 1414 |
| FY23* | | | | | | | | | | | | | | | |
| Jul-22 | 68 | 37 | 44 | 5 | 0 | 154 | 2 | 5 | 0 | 4 | 0 | 11 | 0 | 1 | 166 |
| Aug-22 | 86 | 26 | 40 | 6 | 0 | 158 | 3 | 0 | 0 | 2 | 0 | 5 | 0 | 0 | 163 |
| TOTALS | 154 | 63 | 84 | 11 | 0 | 312 | 5 | 5 | 0 | 6 | 0 | 16 | 0 | 1 | 329 |

*FY 2023 Data collected as of 8/31/2022

Includes ADCRR and Contract Beds

C - Cutting/Burning/Biting: Inflicting cuts, burns, or bites to the skin surface.

O/I - Overdose/Ingestion/Insertion: Ingesting, inserting of substances (drugs/medications/non-edible items, etc.) or foreign bodies.

B - Blunt Force: Hitting self, head banging, kicking, jumping, etc.

H/S - Hanging/Strangulation: Restricting/blocking, or limiting the breathing function/ability.

M - Miscellaneous: Other methods not otherwise captured in the above definitions.

INMATE DEATHS BY YEAR AND CAUSE

| TYPE | FY 20 | FY 21 | FY 22 | FY 23* | Total |
|-----------------------|---------------|---------------|---------------|-----------------|------------|
| Natural Causes | 128 | 134 | 118 | 16 | 396 |
| Suicide | 6 | 10 | 10 | 1 | 27 |
| Accidental | 8 | 7 | 19 | 2 | 36 |
| Homicide | 3 | 2 | 1 | 2 | 8 |
| TOTAL | 145 | 153 | 148 | 21 | 467 |
| ADP | 42,105 | 37,780 | 34,324 | **33,387 | |

*FY 2023 as of 8/31/2022

Includes ADCRR and Contract Beds

** Actual inmate population as of 8/31/2022 ADP – Average Daily Population (for Fiscal Year)

Cause of death figures are subject to change based on official medical examiner reports, which may be issued in a subsequent month.