

NOVEMBER 2021

INMATE PROGRAMS

ADCRR assesses recidivism risk and programming needs during intake. Assessment results, along with sentence structure are used to prioritize inmate programmatic goals and placement.
These figures represent a snapshot in time and do not include inmates who have already completed the programs.

Program Enrollment	Sub-Total	TOTAL
ADCRR Education		5,098
Functional Literacy	2,105	
High School Equivalency	1,929	
Special Education	52	
Career & Technical Education	1,012	
Tablet Based College		671
Addiction Treatment *		660
Sex Offender Treatment		244
Self-Improvement		1,896
Work Programs		18,016
Arizona Correctional Industries		
· Labor Contracts	979	
· Owned & Operated	644	
Intergovernmental Agreements	1,159	
Work Incentive Pay Program	15,234	
Total Program Enrollments **		26,585

*Seventy-eight percent of inmates assessed at intake have significant substance abuse histories.

**Inmates may be enrolled in more than one program.

INMATE CONTRIBUTIONS / REPARATIONS

AZ COMMUNITY LABOR	This Month	FY YTD
Fire Crew Hours	17,526	81,779
Public Sector Work Crew Hours	83,188	313,183
ADOT Crews Hours	11,907	44,233

AZ CRIME VICTIMS

Court Ordered Restitution Collected	\$148,334	\$866,931
Victims' Compensation Collected	\$10,704	\$49,317
Victim Notifications of Release	91	447

INMATE HEALTH SERVICES

Hospital Admissions.....	95
Inmates With: HIV...227 Active TB...0 Hepatitis C...5,398	
Inmates Requiring Ongoing Mental Health Services.....	9,010

INMATE CONDUCT / INMATE GRIEVANCES

Inmate / Inmate Assaults.....14	Inmate Grievances.....217
Inmate / Staff Assaults.....29	

NOVEMBER 2021

INMATE COMMITMENT OFFENSES

OFFENSE	US Citizens	Crim. Aliens	TOTAL	%
Arson	138	5	143	0.4%
Assault	4,469	198	4,667	13.6%
Auto Theft	1,722	25	1,747	5.1%
Burglary/Criminal Trespass	1,868	43	1,911	5.6%
Child/Adult Abuse	267	11	278	0.8%
Child Molestation	1,217	279	1,496	4.4%
Criminal Damage	122	4	126	0.4%
Domestic Violence	110	1	111	0.3%
Drug Possession (All)	1,798	33	1,831	5.4%
<i>Marijuana Only</i>	32	2	34	0.1%
Drug Sales/Trafficking	3,469	516	3,985	11.7%
DUI	909	87	996	2.9%
Escape	115	1	116	0.3%
Forgery	216	-	216	0.6%
Fraud	182	3	185	0.5%
Identity Theft	277	5	282	0.8%
Kidnapping	1,076	173	1,249	3.7%
Manslaughter/Neg. Homicide	650	70	720	2.1%
Murder	2,923	361	3,284	9.6%
Other	1,358	72	1,430	4.2%
Rape/Sexual Assault	480	59	539	1.6%
Robbery	3,070	136	3,206	9.4%
Sex Offense	2,641	303	2,944	8.6%
Theft	591	7	598	1.7%
Trafficking in Stolen Property	431	5	436	1.3%
Weapons Offense	1,642	30	1,672	4.9%
TOTAL	31,773	2,429	34,202	100.0%
%	92.9%	7.1%		100.0%

INMATE CRIMINAL HISTORY

	US Citizens	Crim. Aliens	TOTAL	%
Violent Offenders *	22,407	1,724	24,131	70.6%
· <i>Current</i>	18,746	1,666	20,412	59.7%
· <i>Historical</i>	3,661	58	3,719	10.9%
Non-Violent Offenders	9,366	705	10,071	29.4%
TOTAL	31,773	2,429	34,202	100.0%

* Total Violent Offenders; includes offenders of a non-violent statute who have used a weapon or caused an injury

	US Citizens	Crim. Aliens	TOTAL	%
Prior ADCRR Prison Term	16,872	391	17,263	50.5%
First ADCRR Prison Term	14,901	2,038	16,939	49.5%
TOTAL	31,773	2,429	34,202	100.0%

The Arizona Department of Corrections Rehabilitation and Reentry

David Shinn, Director

CORRECTIONS AT A GLANCE



NOVEMBER 2021

This report contains preliminary statistics as of the end of the month. Changes/updates will be posted on the ADCRR website. Please refer to the online reports for the most current data.

For further information, contact:

Arizona Department of Corrections
Rehabilitation and Reentry
1601 West Jefferson Street
Phoenix, Arizona 85007
602-542-5497

<https://corrections.az.gov/>

This document is available in alternative formats by contacting Central Office Public Access at: 602-542-5886

ADCRR CENSUS

*OP CAP: Operating Capacity Beds = Rated Beds + Temporary Beds

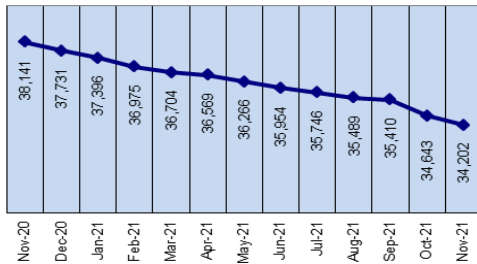
FACILITY	RATED	TEMP	OP CAP*	POP
MALE - STATE				
ASPC-Douglas	1,805	343	2,148	1,337
ASPC-Eyman	3,984	1,833	5,817	5,387
ASPC-Florence	3,284	697	3,981	2,098
ASPC-Phoenix	552	168	720	473
ASPC-Lewis	5,093	870	5,963	4,251
ASPC-Safford	1,453	416	1,869	900
ASPC-Tucson	4,600	516	5,116	4,446
ASPC-Winslow	1,626	216	1,842	1,428
ASPC-Yuma	4,350	420	4,770	3,313
STATE TOTAL	26,747	5,479	32,226	23,633
PRIVATE TOTAL	7,900	662	8,562	7,415
MALE - TOTAL	34,647	6,141	40,788	31,048
FEMALE - STATE				
ASPC-Douglas	100	0	100	0
ASPC-Lewis	11	0	11	1
ASPC-Perryville	4,214	141	4,355	3,153
FEMALE - TOTAL	4,325	141	4,466	3,154
PRISON TOTAL	38,972	6,282	45,254	34,202
COMMUNITY SUPERVISION OFFENDERS				5,490
ADCRR TOTAL				39,692

INMATE BED CAPACITY & POPULATION DETAIL

CATEGORY	MALE	FEMALE	TOTAL
Operating Capacity Beds	40,788	4,466	45,254
Inmate Population	31,048	3,154	34,202
Bed Surplus / (Deficit)	9,740	1,312	11,052
Month's Admissions	759	129	888
Month's Releases	1,147	182	1,329
Month's Growth	(388)	(53)	(441)

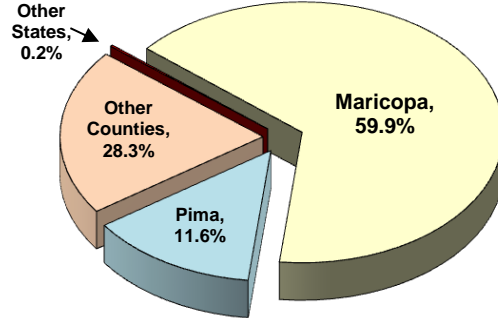
(*Releasees Served an Average of 35 months)

MONTHLY POPULATION CHANGE

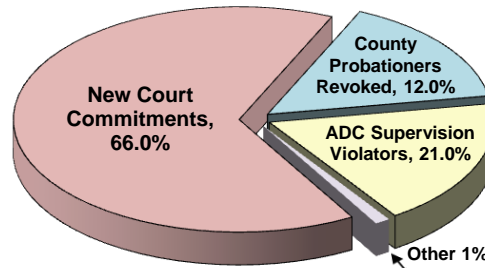


Snap-shot of Population on Last Day of Each Month

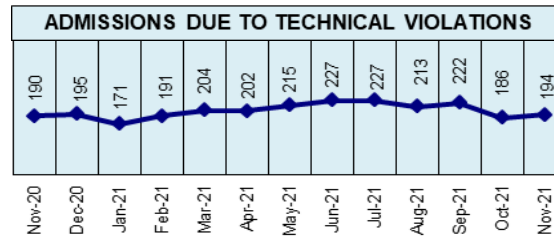
COMMITTED POPULATION BY COUNTY OF CONVICTION



ADCRR HAS ADMITTED 5,000 INMATES FY 2022 YEAR TO DATE



ADCRR HAS RELEASED 6,753 INMATES FY 2022 YEAR TO DATE



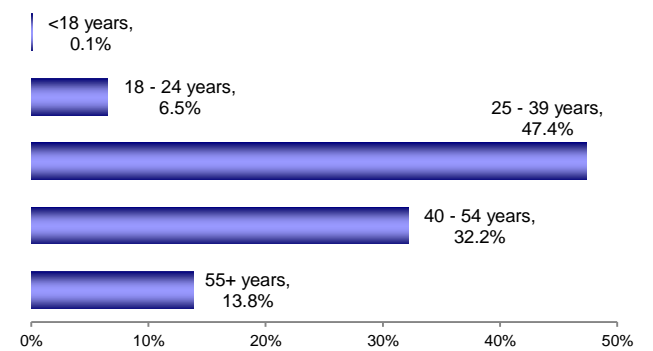
SPECIAL POPULATION GROUPS

SENTENCE TYPE	MALE	FEMALE	TOTAL
Death Row	111	3	114
Minors	17	1	18
Veterans	1,815	16	1,831

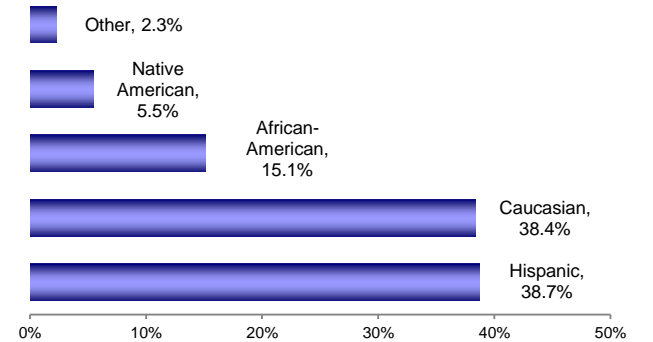
CITIZENSHIP / GENDER DISTRIBUTION

	MALE	FEMALE	TOTAL	%
US Citizens	28,695	3,078	31,773	92.9%
Crim Aliens	2,353	76	2,429	7.1%
TOTAL	31,048	3,154	34,202	100.0%
%	90.8%	9.2%		100.0%

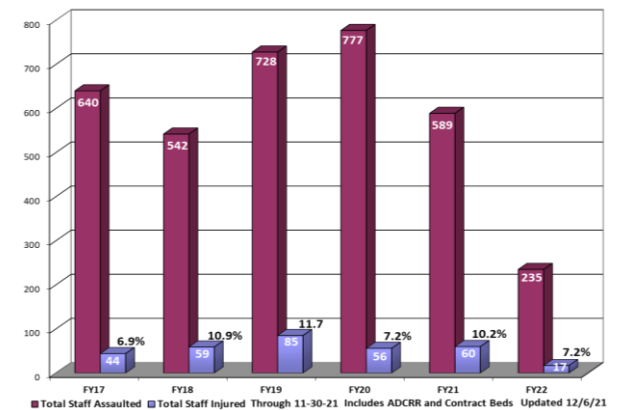
AGE DISTRIBUTION



ETHNIC DISTRIBUTION



TOTAL STAFF ASSAULTED - WITH INJURY



ADCRR CONSTITUENT CONTACTS	1,617
ADCRR PERSONNEL ON MILITARY LEAVE	85
ADCRR PERSONNEL ON MILITARY STANDBY	59